

## Enrichment Strategy: Identifying “Fishing”

### *Parts of Speech - Classifying Words*

This offline enrichment strategy helps students recognize parts of speech. Students should complete this activity after playing the online Featured Games for Parts of Speech.

**Goal:** To help students identify parts of speech of words they know.

### **What You'll Need:**

- Printer & copier
- Laminator (optional)
- Fish templates with words
- 8 Parts of Speech cards
- Short dowels
- String or yarn
- Small magnets
- Metal washers
- Paper clips

### **What To Do:**

1. Print fish on paper or card stock.
2. Cut out fish and laminate if desired. Place a paperclip at the mouth end of each fish.
3. Make one or more “fishing poles” following these steps:
  - Tie a string to the end of a short dowel.
  - On the other end of the string, tie a metal washer.
  - Stick a small magnet to the washer. This “pole” will “catch” the fish.
4. Place the fish in a “pond” on the floor or rug.
5. Group students in teams of 2, 4, or 8 each.
6. Distribute the 8 Parts of Speech cards evenly to the students in each group.
7. Students may take turns fishing for words that represent their assigned part of speech. When a student has found a correct word, he or she passes the “fishing rod” to the next student. If a student has been assigned more than one Parts of Speech card, he or she must separate the fish into groups that match each card. Students may throw back words that do not match their part(s) of speech and try again.

### **Just In Case:**

If students have difficulty with this activity...

- A peer buddy can help struggling students.
- A blank template of fish is provided if you would like to use other words.
- Take out some of the more tricky words.



tree



run



Mary



speak



dog



believe



mailbox



leave



joy



try



white



slowly



large



actually



nine



simply



cold



loudly



bumpy



clumsily



he



in



theirs



on



they



under



those



past



everybody



before



oh



and



hey



but



oops



or



well



nor








darn



for

**Make your own fish!**



Parts of Speech cards

**noun**

**verb**

**adjective**

**adverb**

**pronoun**

**preposition**

**interjection**

**conjunction**